



“Your Solutions Partner”

Specifications

F.O.B. Sedalia, Missouri 65301



E303

OPTIONS:

- 3-phase wiring
- 1000 watt elements
- Stainless steel heat compartment liner - **FMOD-SS-LINER**
- Stainless steel cutting board in lieu of poly
- Hardwood cutting board in lieu of poly
- Drop type brackets for cutting board
- Casters - **EPxxx**
- Stainless steel feet - **SS-FEET**
- Serving shelves - **656-xS/656-460-xS/956-xS/956-460-xS**
- Glass display shelves - **98x**
- Shelves/Carving boards - **441-xS/442-xS/445-xS**
- Buffet shelves - **63x/73xFL/73xBL/73xHT/83x/93xFL/83xBL/93xHT**
- Adapter plates - **31, 32, 33**
- Insets/Inset Covers - **521, 522, 523**
- Telescope covers - **546, 548**
- Tubular tray slides - **3BTS-FX-x/HD-x**
- Spillage pans - **576, 676**

AGENCY LISTINGS:



DUKE MANUFACTURING CO.
 2305 N. Broadway
 St. Louis, MO 63102

800.735.3853 Toll Free
 314.231.1130 In Missouri
 314.231.5074 Fax
 www.dukemfg.com

Approval Stamp(s):

PROJECT INFORMATION:

PROJECT: _____
 ITEM: _____
 QUANTITY: _____

MODEL:

AeroHot Steamtables Hot Food Units - Electric

- E302** 2 top openings
- E303** 3 top openings
- E304** 4 top openings
- E305** 5 top openings

TOP:

- 20 gauge, 300 Series stainless steel
- Die-stamped openings - 12" x 20"
- Poly carving board - 7"W x 1/2" thick with 18 gauge stainless steel support base and die-stamped brackets

HEAT COMPARTMENTS:

- Each with die-formed 8" deep galvanized liner
- Insulated with 1" thick fiberglass or equal, all four sides and bottom
- Single phase standard

BODY, UNDERSHELF AND LEGS:

- 20 gauge, 430 Series stainless steel body
- 18 gauge, 430 Series stainless steel undershelf
- 430 Series stainless steel tubular legs with adjustable plastic feet

ELECTRICAL INFORMATION:

- 500 or 750 watt dome-type element for each compartment
- Wired to operate on 120, 208 or 240 volt
- Single or three phase
- AC current
- Each section with infinite switch
- Permanently wired, 6' long cord with plug provided

SHORT FORM SPECIFICATIONS:

Duke AeroHot Steamtables - Hot Food - Electric. Top shall be 20 gauge, 300 Series stainless steel, with body, undershelf and legs formed of heavy gauge 430 Series stainless steel. Top to have die-stamped openings measuring 12-1/16" x 20-1/16", with 8" deep galvanized liner. Each compartment to be insulated on all four sides and bottom with 1" thick fiberglass or equal, having thermal conductivity of 0.27 or less, with single phase standard. Each compartment to have 500 or 750 watt dome-type element fitted inside, above warming compartment. Wired to operate on 120, 208 or 240 volt, single or 3-phase. AC current, as ordered. Each section to be controlled by infinite switch. Permanently wired, 6' long cord with plug provided. Units to be furnished with poly carbonate carving board measuring 7" x 1/2" thick with 18 gauge stainless steel support base and die-stamped brackets. Portable units to have NSF listed casters, 5" diameter, rubber, swivel-type, two with locks, all non-marking tires, with 9"L pusher bar attached to end panel on operator's right.

"P" - prefix on model number denotes portable unit.

AEROHOT STEAMTABLES - HOT FOOD UNITS - ELECTRIC

Catalog No. AFS-ELECHOT

A.I.A. File No. 35-C-13

AFS-04

Aerohot®

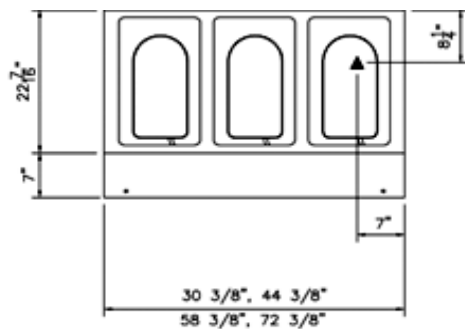
AEROHOT STEAMTABLES HOT FOOD UNITS - ELECTRIC

- E302** 2 top openings
- E303** 3 top openings
- E304** 4 top openings
- E305** 5 top openings

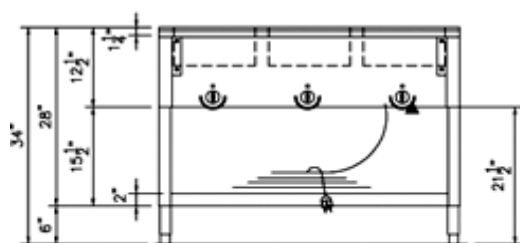
A.I.A. File No. 35-C-13

Catalog No. AFS-ELECHOT

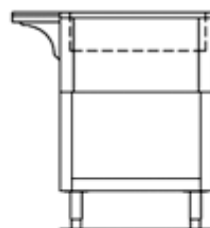
AEROHOT STEAMTABLES - HOT FOOD UNITS - ELECTRIC



TOP VIEW



FRONT VIEW



RIGHT SIDE VIEW

| LEGEND | |
|--|-----------------------|
| ▲ | ELECTRICAL CONNECTION |
| "P" = prefix on model number denotes portable unit | |

DIMENSIONS:

Freight Class: 85

| Model | Length | | Width | | Height | | Top Openings | Cube ft. crated | Weight | |
|-------------------|--------|-------|---------|------|--------|------|--------------|-----------------|---------|-----------|
| | in. | cm | in. | cm | in. | cm | | | lbs. | kg |
| E302/EP302 | 30-3/8 | 77.2 | 22-7/16 | 57.1 | 34 | 86.4 | 2 | 23.4 | 81/90 | 36.8/40.9 |
| E303/EP303 | 44-3/8 | 112.8 | 22-7/16 | 57.1 | 34 | 86.4 | 3 | 32.5 | 107/114 | 48.6/51.8 |
| E304/EP304 | 58-3/8 | 148.3 | 22-7/16 | 57.1 | 34 | 86.4 | 4 | 41.5 | 138/144 | 62.7/65.5 |
| E305/EP305 | 72-3/8 | 183.9 | 22-7/16 | 57.1 | 34 | 86.4 | 5 | 50.5 | 165/172 | 75.0/78.2 |

ELECTRICAL SPECIFICATIONS:

| Model | 120 Volt - 500 watt elements | | | 208 Volt - 750 watt elements | | | 240 Volt - 750 watt elements | | |
|-------------------|------------------------------|------|-------|------------------------------|------|-------|------------------------------|------|------|
| | Watts | Amps | NEMA | Watts | Amps | NEMA | Watts | Amps | NEMA |
| E302/EP302 | 1000 | 8.3 | 5-15 | 1500 | 7.2 | 6-20 | 1500 | 6.3 | 6-20 |
| E303/EP303 | 1500 | 12.5 | 5-15 | 2250 | 10.8 | 6-20 | 2250 | 9.4 | 6-20 |
| E304/EP304 | 2000 | 16.7 | L5-30 | 3000 | 14.4 | 6-20 | 3000 | 12.5 | 6-20 |
| E305/EP305 | 2500 | 20.8 | L5-30 | 3750 | 18.0 | L6-30 | 3750 | 15.6 | 6-20 |

Cord and NEMA plug included.



"Your Solutions Partner"

DUKE MANUFACTURING CO.
2305 N. Broadway
St. Louis, MO 63102

800.735.3853 Toll Free
314.231.1130 In Missouri
314.231.5074 Fax
www.dukemfg.com

01/07

Specifications subject to change

Printed in U.S.A.
©2007, Duke Manufacturing Co.